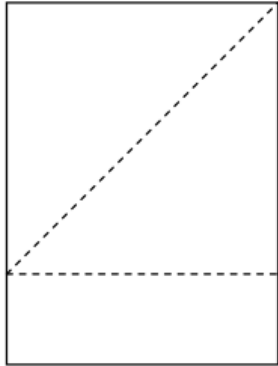
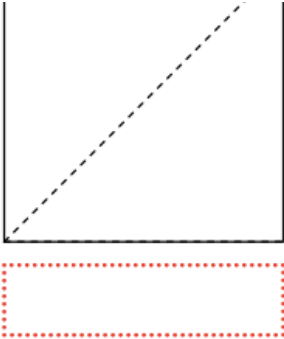


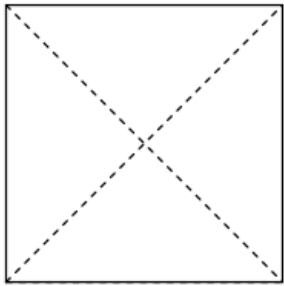
The Diamond 4 Door




1. Fold the top edge of the paper so that it is even with the side edge of the paper. Fold the remaining flap of paper even with the edge that you have folded down.



2. Cut the small flap from the bottom of the paper to make a square. Discard the small flap.



3. Fold the square so that the opposite corners touch. Unfold the paper to reveal an "X".



4. Fold all of the corners of the square into the center of the X.
-